

Disney · PIXAR

# FINDING DORY

# POOL PARTY!

Fun tips for making your next pool party a splash!

## 1 INVITE FRIENDS!

Make and send invitations to friends!




## 2 PARTY SIGNS!

Print fun signs to place around your party!




## 3 PIN THE TENTACLE!

Challenge your guests to pin a tentacle on Hank!



## 4 FIND DORY! THE POOL GAME

**HOW TO PLAY** The player designated as DORY swims blindly, but keeps their ears open to tag the other players. When Dory calls "Fish!" the other players must reply "Dory!" Whoever plays Dory, must keep their eyes closed while opposing players disperse in the pool. Dory, with eyes closed, then swims around the pool, attempting to tag the other players. Once a player is tagged, they become DORY!




PRINT THE FOLLOWING PAGES TO GET YOUR PARTY STARTED!



# IN THEATERS JUNE 17

**YOU ARE INVITED!**



**POOL PARTY!**

**Date/Time** \_\_\_\_\_

**Location** \_\_\_\_\_

**Bring** \_\_\_\_\_

**RSVP by** \_\_\_\_\_

©2016 Disney/Pixar. All rights reserved.

**YOU ARE INVITED!**

**POOL PARTY!**



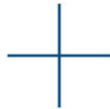
**Date/Time** \_\_\_\_\_

**Location** \_\_\_\_\_

**Bring** \_\_\_\_\_

**RSVP by** \_\_\_\_\_

©2016 Disney/Pixar. All rights reserved.



**YOU ARE INVITED!**



**POOL PARTY!**

**Date/Time** \_\_\_\_\_

**Location** \_\_\_\_\_

**Bring** \_\_\_\_\_

**RSVP by** \_\_\_\_\_

©2016 Disney/Pixar. All rights reserved.

**YOU ARE INVITED!**



**POOL PARTY!**

**Date/Time** \_\_\_\_\_

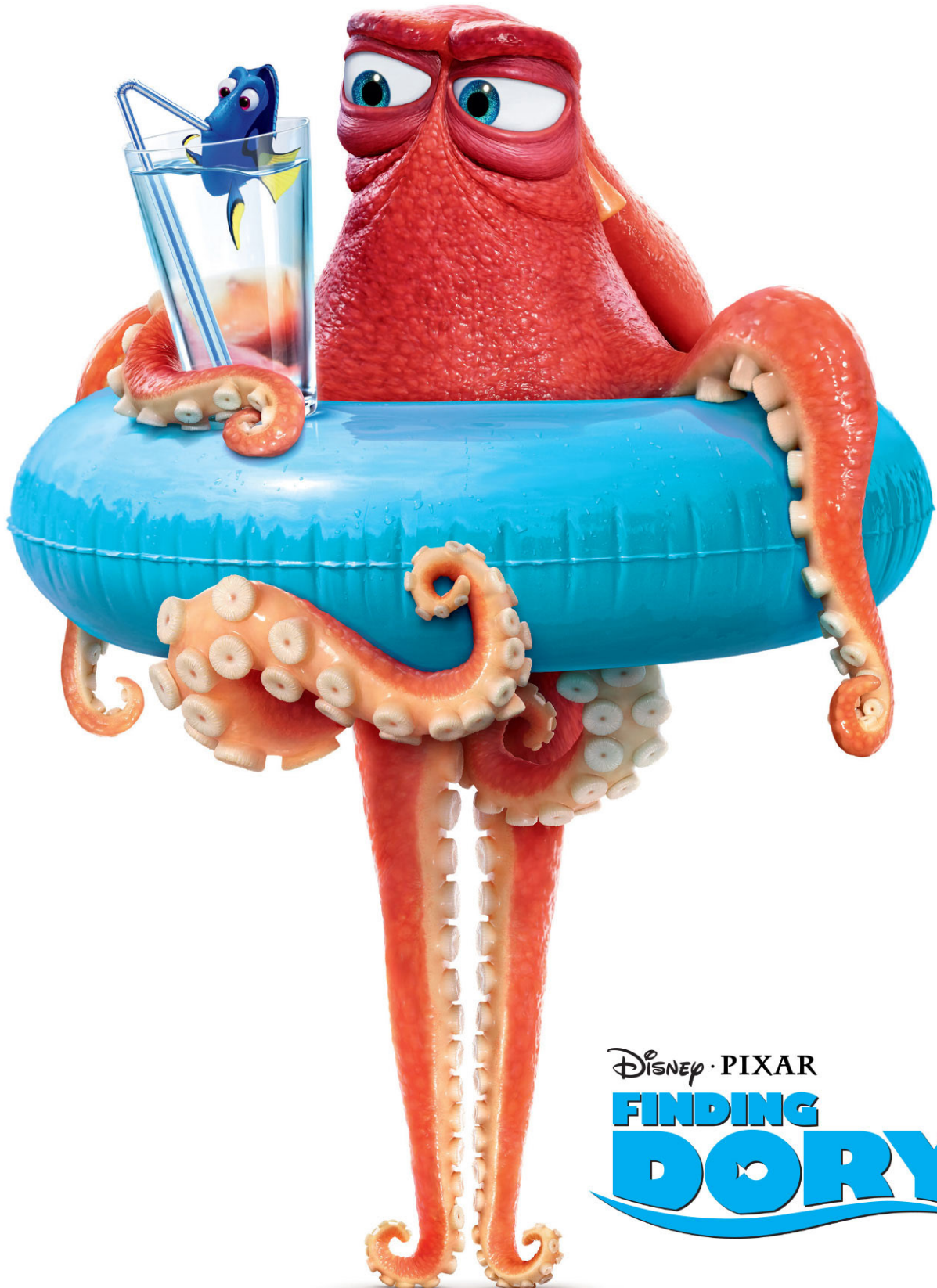
**Location** \_\_\_\_\_

**Bring** \_\_\_\_\_

**RSVP by** \_\_\_\_\_

©2016 Disney/Pixar. All rights reserved.

# REFRESH



Disney · PIXAR  
**FINDING  
DORY**

# PARTY



Disney · PIXAR  
**FINDING  
DORY**

# MAKE A SPLASH




Disney · PIXAR  
**FINDING  
DORY**

# PIN THE TENTACLE

**YOU WILL NEED:** PRINTER , PAPER, POSTER BOARD, SCISSORS, GLUE, THUMB TACKS (OR) TAPE, BLINDFOLD

**DIRECTIONS:** 1. Print the following pages on heavy card stock paper. HANKS BODY: Fold or cut the edges of the printed paper 1/2 inch all around to create a seamless look. 2. Glue the game board (Hank's body) to a piece of poster board as indicated below. 3. Cut out the separate tentacle player pieces along the edge as indicated. 4. Hang the poster board on a door, wall or tree.

**HOW TO PLAY:** Hand the first player a tentacle and a thumb tack or piece of tape. Blindfold the player, then turn them around several times. Ask them to pin the tentacle on Hank! Whoever gets the closest WINS!







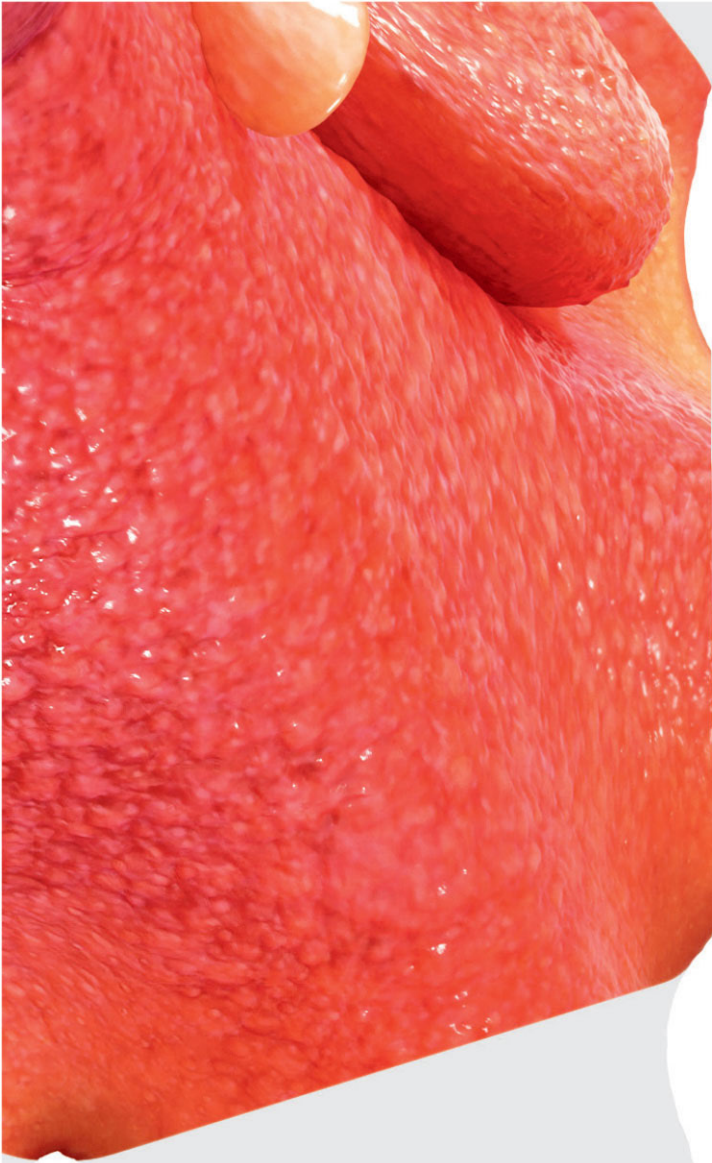





















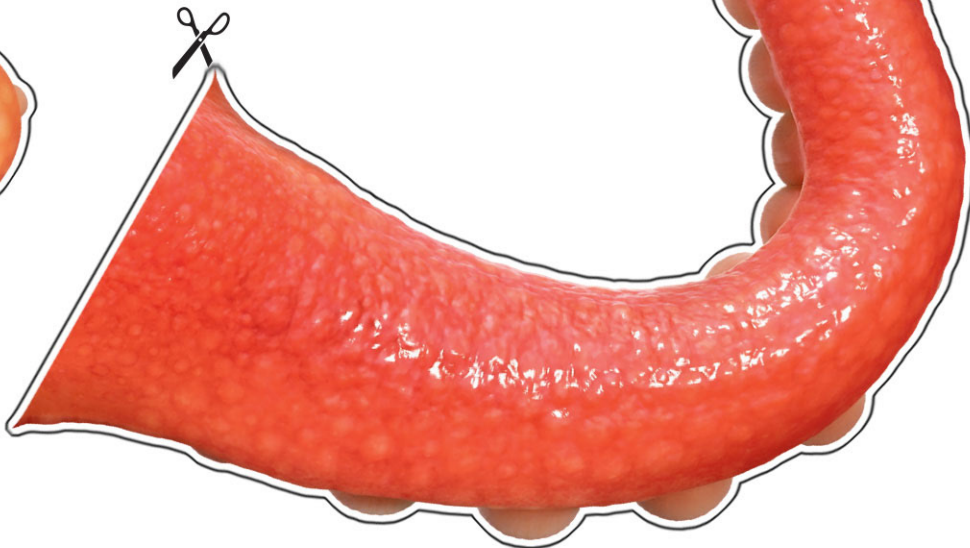

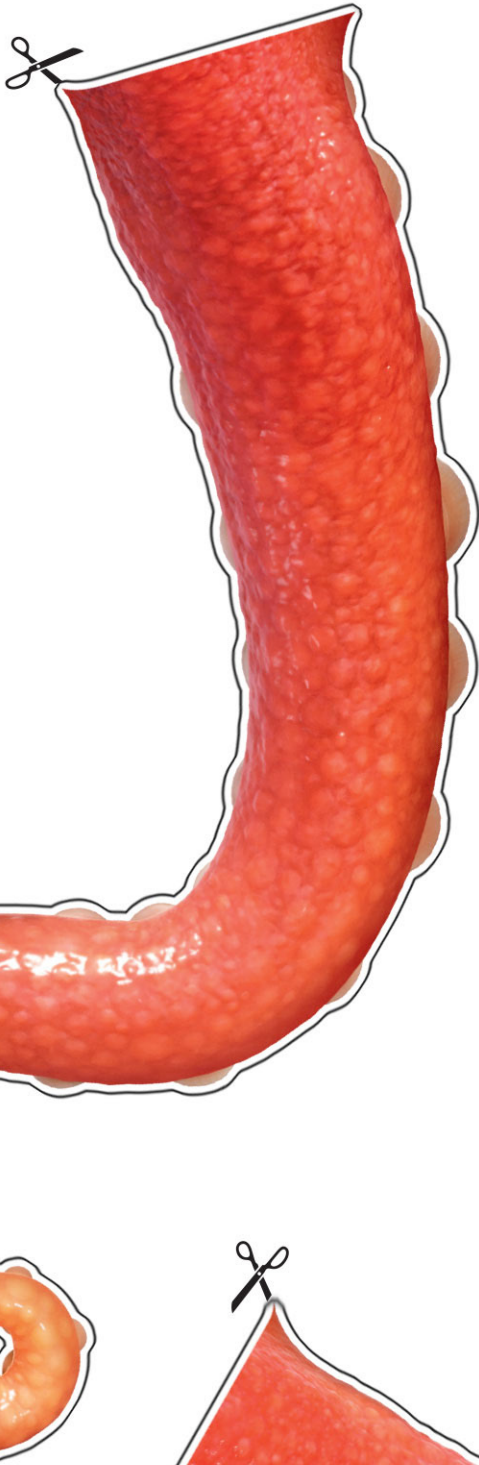
# PIN THE TENTACLE

**DIRECTIONS:** Have an adult help you carefully cut out this tentacle along the edge. This is a player's game piece!



# PIN THE TENTACLE

**DIRECTIONS:** Have an adult help you carefully cut out each tentacle along the edge. This is a players game piece!



# PIN THE TENTACLE

**DIRECTIONS:** Have an adult help you carefully cut out each tentacle along the edge. This is a players game piece!

